



TARGA CATALUNYA 2013



CLASSIFICACIÓ PROVISIONAL DE LA PROVA. **Esperit de Montjuïc**

14.04.2013

POSICIO	DORSAL	PILOT	COPILOT	MODEL	GR	TOTAL	Garraf 6 CS	Terramar 1 CS	Canyelles 3 CS	Gelida 5 CS	Martorell 5 CS	Terrassa 5 CS	Parets 6 CS
1	13	Josep Codina	Ricard Codina	Porche 911SC (1982)	A	336,61	9,90	0,24	73,48	12,20	163,17	71,22	6,40
2	6	Juan Cano	Ruben Franco	Lotus Elan (1968)	A	680,25	19,10	0,44	74,04	48,00	373,97	114,38	50,32
3	7	Isidro Monner	Isidro Monner	MG B (1970)	A	884,75	101,70	0,16	173,08	183,40	136,17	136,56	153,68
4	5	Carlos Manrubia	Juan Manrubia	MB 280 SL Pagoda (1968)	A	1593,23	293,50	49,44	73,84	146,60	658,57	179,16	192,12
5	9	Marti Abanco	Ingrid Abanco	Mini Cooper (1974)	A	1640,71	600,30	17,76	126,88	76,40	270,37	232,92	316,08
6	10	Alberto Sanz	Marisol Colmenero	Porche 911 (1075)	A	1798,41	251,10	5,04	78,04	173,20	750,00	385,71	155,32
7	14	Charles Gastine	TBA	Trumph TR6 (1974)	A	2002,41	101,10	5,44	113,18	150,60	463,17	900,00	268,92
8	12	Lluís Coma-Cros	Mercè Clapés	Porche Turbo 930 (1981)	A	3041,35	2100,00	0,84	90,28	119,60	460,37	191,18	79,08
9	11	Jordi Rosell	Antonio Brianso	MGA 1600	A	3271,98	2100,00	5,76	95,04	121,40	659,08	175,38	115,32
10	4	Luis Irazusta	Ramon Marti	MG B MK1 (1965)	A	4839,67	2100,00	14,84	71,08	22,40	653,37	177,98	1800,00
11	3	Walter Garlatti	TBA	Chervrolet Corvette convertible (1964)	A	5494,23	167,70	53,84	160,24	1500,00	1500,00	312,45	1800,00
12	15	Albert Vilanova	TBA	Alfa Romeo SZ (1990)	A	5598,23	241,50	91,04	153,44	1500,00	1500,00	312,25	1800,00
13	1	Joan Andres Berenguer	TBA	Bugatti T37 (1937)	A	6526,62	666,90	53,84	198,68	1500,00	807,20	1500,00	1800,00
14	2	Alexandre Bailen	Marcelo Valles	MG Midget MK1 (1962)	A	7769,36	2100,00	1,56	228,48	1500,00	639,32	1500,00	1800,00
15	8	Joan Miquel Rodriguez	Montse Santos	Simca 1000 Special (1973)	A	10000,00	371,70	21,44	228,08	ret	ret	ret	ret



TARGA CATALUNYA 2013



CLASSIFICACIÓ FINAL INDIVIDUAL **Esperit de Montjuïc**

CLASSIFICAT	1	Pilot:	Josep Codina	Copilot:	Ricard Codina
DORSAL	13				

TRAM	TOTAL	TC1.1; km1.3	TC1.2; km3.15	TC1.3; km6.04	TC1.4; km7.36	TC1.5; km8.81	TC1.6; km9.94	TC1.7; km10.93
Garraf	9,90	-0,20	-0,50	1,80	0,40	3,30	2,40	1,30
Terramar	0,24	0,24						
Canyelles	73,48	-1,95	-0,47	-71,06				
Gelida	12,20	0,00	1,60	1,60	6,20	2,80		
Martorell	163,17	48,24	42,64	40,30	30,46	1,53		
Terrassa	71,22	-0,10	65,07	-0,02	1,97	4,06		
Parets	6,40	-0,13	-0,09	-0,54	-1,22	-0,56	3,86	

TOTAL	336,61
--------------	---------------





TARGA CATALUNYA 2013



CLASSIFICACIÓ FINAL INDIVIDUAL **Esperit de Montjuïc**

CLASSIFICAT	2	Pilot:	Juan Cano	Copilot:	Ruben Franco
DORSAL	6				

TRAM	TOTAL	TC1.1; km1.3	TC1.2; km3.15	TC1.3; km6.04	TC1.4; km7.36	TC1.5; km8.81	TC1.6; km9.94	TC1.7; km10.93
Garraf	19,10	-2,20	-1,50	3,20	1,80	3,70	3,80	2,90

	TOTAL	TC2.1; km1.67
Terramar	0,44	0,44

	TOTAL	TC3.1; km1.6	TC3.2; km3.06	TC3.3; km4.46
Canyelles	74,04	1,85	5,53	-66,66

	TOTAL	TC4.1; km1.52	TC4.2; km3.1	TC4.3; km4.56	TC4.4; km5.81	TC4.5; km7.49
Gelida	48,00	7,40	6,40	9,80	12,20	12,20

	TOTAL	TC5.1; km1.2	TC5.2; km2.4	TC5.3; km3.87	TC5.4; km5.15	TC5.5; km7.1
Martorell	373,97	87,44	88,84	89,30	76,26	32,13

	TOTAL	TC6.1; km1.7	TC6.2; km2.4	TC6.3; km5.23	TC6.4; km7.4	TC6.5; km10.18
Terrassa	114,38	3,70	71,47	10,78	14,57	13,86

	TOTAL	TC7.1; km1.94	TC7.2; km3.84	TC7.3; km5.64	TC7.4; km7.26	TC7.5; km9.87	TC7.6; km10.66
Parets	50,32	6,27	9,31	8,46	9,98	8,24	8,06

TOTAL	680,25
--------------	---------------





TARGA CATALUNYA 2013



CLASSIFICACIÓ FINAL INDIVIDUAL **Esperit de Montjuïc**

CLASSIFICAT	3	Pilot:	Isidro Monner	Copilot:	Isidro Monner
DORSAL	7				

TRAM	TOTAL	TC1.1; km1.3	TC1.2; km3.15	TC1.3; km6.04	TC1.4; km7.36	TC1.5; km8.81	TC1.6; km9.94	TC1.7; km10.93
Garraf	101,70	-12,60	-26,10	-11,20	-20,80	-12,70	-9,20	-9,10

	TOTAL	TC2.1; km1.67
Terramar	0,16	-0,16

	TOTAL	TC3.1; km1.6	TC3.2; km3.06	TC3.3; km4.46
Canyelles	173,08	-25,95	-45,47	-101,66

	TOTAL	TC4.1; km1.52	TC4.2; km3.1	TC4.3; km4.56	TC4.4; km5.81	TC4.5; km7.49
Gelida	183,40	-11,20	-46,80	-45,00	-39,60	-40,80

	TOTAL	TC5.1; km1.2	TC5.2; km2.4	TC5.3; km3.87	TC5.4; km5.15	TC5.5; km7.1
Martorell	136,17	28,84	31,04	31,70	19,86	24,73

	TOTAL	TC6.1; km1.7	TC6.2; km2.4	TC6.3; km5.23	TC6.4; km7.4	TC6.5; km10.18
Terrassa	136,56	-12,10	22,67	-42,82	-41,03	-17,94


	TOTAL	TC7.1; km1.94	TC7.2; km3.84	TC7.3; km5.64	TC7.4; km7.26	TC7.5; km9.87	TC7.6; km10.66
Parets	153,68	-19,93	-22,29	-22,34	-15,82	-41,96	-31,34

TOTAL	884,75
--------------	---------------





TARGA CATALUNYA 2013



CLASSIFICACIÓ FINAL INDIVIDUAL **Esperit de Montjuïc**

CLASSIFICAT	4	Pilot:	Carlos Manrubia	Copilot:	Juan Marubia
DORSAL	5				


TRAM	TOTAL	TC1.1; km1.3	TC1.2; km3.15	TC1.3; km6.04	TC1.4; km7.36	TC1.5; km8.81	TC1.6; km9.94	TC1.7; km10.93
Garraf	293,50	16,40	23,90	38,60	42,20	50,30	62,00	60,10
	TOTAL	TC2.1; km1.67						
Terramar	49,44	49,44						
	TOTAL	TC3.1; km1.6	TC3.2; km3.06	TC3.3; km4.46				
Canyelles	73,84	2,85	0,93	-70,06				
	TOTAL	TC4.1; km1.52	TC4.2; km3.1	TC4.3; km4.56	TC4.4; km5.81	TC4.5; km7.49		
Gelida	146,60	25,40	25,20	26,80	31,60	37,60		
	TOTAL	TC5.1; km1.2	TC5.2; km2.4	TC5.3; km3.87	TC5.4; km5.15	TC5.5; km7.1		
Martorell	658,57	114,04	150,00	150,00	150,00	94,53		
	TOTAL	TC6.1; km1.7	TC6.2; km2.4	TC6.3; km5.23	TC6.4; km7.4	TC6.5; km10.18		
Terrassa	179,16	-4,90	25,27	-56,62	-48,83	-43,54		
	TOTAL	TC7.1; km1.94	TC7.2; km3.84	TC7.3; km5.64	TC7.4; km7.26	TC7.5; km9.87	TC7.6; km10.66	
Parets	192,12	6,47	16,31	31,66	41,38	48,04	48,26	

TOTAL	1593,23
--------------	----------------





TARGA CATALUNYA 2013



CLASSIFICACIÓ FINAL INDIVIDUAL **Esperit de Montjuïc**

CLASSIFICAT	5	Pilot:	Martí Abanco	Copilot:	Ingrid Abanco
DORSAL	9				

TRAM	TOTAL	TC1.1; km1.3	TC1.2; km3.15	TC1.3; km6.04	TC1.4; km7.36	TC1.5; km8.81	TC1.6; km9.94	TC1.7; km10.93
Garraf	600,30	-48,00	-81,90	-92,20	-100,40	-92,50	-92,80	-92,50
	TOTAL	TC2.1; km1.67						
Terramar	17,76	-17,76						
	TOTAL	TC3.1; km1.6	TC3.2; km3.06	TC3.3; km4.46				
Canyelles	126,88	-19,55	-19,87	-87,46				
	TOTAL	TC4.1; km1.52	TC4.2; km3.1	TC4.3; km4.56	TC4.4; km5.81	TC4.5; km7.49		
Gelida	76,40	21,80	27,60	13,20	11,60	-2,20		
	TOTAL	TC5.1; km1.2	TC5.2; km2.4	TC5.3; km3.87	TC5.4; km5.15	TC5.5; km7.1		
Martorell	270,37	60,04	55,64	66,70	66,46	21,53		
	TOTAL	TC6.1; km1.7	TC6.2; km2.4	TC6.3; km5.23	TC6.4; km7.4	TC6.5; km10.18		
Terrassa	232,92	61,30	96,87	1,58	-30,03	-43,14		
	TOTAL	TC7.1; km1.94	TC7.2; km3.84	TC7.3; km5.64	TC7.4; km7.26	TC7.5; km9.87	TC7.6; km10.66	
Parets	316,08	-39,33	-47,69	-57,74	-57,62	-58,76	-54,94	

TOTAL	1640,71
--------------	----------------





TARGA CATALUNYA 2013



CLASSIFICACIÓ FINAL INDIVIDUAL **Esperit de Montjuïc**

CLASSIFICAT	6	Pilot:	Alberto Sanz	Copilot:	Marisol Colmenero
DORSAL	10				

TRAM	TOTAL	TC1.1; km1.3	TC1.2; km3.15	TC1.3; km6.04	TC1.4; km7.36	TC1.5; km8.81	TC1.6; km9.94	TC1.7; km10.93
Garraf	251,10	-11,60	-42,10	-46,40	-54,20	-38,70	-38,00	-20,10

	TOTAL	TC2.1; km1.67
Terramar	5,04	5,04

	TOTAL	TC3.1; km1.6	TC3.2; km3.06	TC3.3; km4.46
Canyelles	78,04	5,65	9,33	-63,06

	TOTAL	TC4.1; km1.52	TC4.2; km3.1	TC4.3; km4.56	TC4.4; km5.81	TC4.5; km7.49
Gelida	173,20	23,00	24,60	28,80	34,80	62,00

	TOTAL	TC5.1; km1.2	TC5.2; km2.4	TC5.3; km3.87	TC5.4; km5.15	TC5.5; km7.1
Martorell	750,00	150,00	150,00	150,00	150,00	150,00

	TOTAL	TC6.1; km1.7	TC6.2; km2.4	TC6.3; km5.23	TC6.4; km7.4	TC6.5; km10.18
Terrassa	385,71	54,30	150,00	55,98	60,37	65,06

	TOTAL	TC7.1; km1.94	TC7.2; km3.84	TC7.3; km5.64	TC7.4; km7.26	TC7.5; km9.87	TC7.6; km10.66
Parets	155,32	15,27	27,71	37,26	34,98	20,04	20,06

TOTAL	1798,41
--------------	----------------





TARGA CATALUNYA 2013



CLASSIFICACIÓ FINAL INDIVIDUAL **Esperit de Montjuïc**

CLASSIFICAT **7**
DORSAL **14**

Pilot: Charles Gastine Copilot: TBA


TRAM	TOTAL	TC1.1; km1.3	TC1.2; km3.15	TC1.3; km6.04	TC1.4; km7.36	TC1.5; km8.81	TC1.6; km9.94	TC1.7; km10.93
Garraf	101,10	-9,00	-23,70	-24,40	-18,00	3,90	-7,60	-14,50
Terramar	5,44	5,44						
Canyelles	113,18	11,05	-11,27	-90,86				
Gelida	150,60	-10,40	-41,60	-37,80	-38,80	-22,00		
Martorell	463,17	83,04	89,04	110,90	112,46	67,73		
Terrassa	900,00	150,00	300,00	150,00	150,00	150,00		
Parets	268,92	57,07	65,11	55,06	35,58	28,64	27,46	

TOTAL 2002,41





TARGA CATALUNYA 2013



CLASSIFICACIÓ FINAL INDIVIDUAL **Esperit de Montjuïc**

CLASSIFICAT	8	Pilot:	Lluís Coma-Cros	Copilot:	Mercè Clapés
DORSAL	12				


TRAM	TOTAL	TC1.1; km1.3	TC1.2; km3.15	TC1.3; km6.04	TC1.4; km7.36	TC1.5; km8.81	TC1.6; km9.94	TC1.7; km10.93
Garraf	2100,00	300,00	300,00	300,00	300,00	300,00	300,00	300,00
	TOTAL	TC2.1; km1.67						
Terramar	0,84	0,84						
	TOTAL	TC3.1; km1.6	TC3.2; km3.06	TC3.3; km4.46				
Canyelles	90,28	-0,75	-8,87	-80,66				
	TOTAL	TC4.1; km1.52	TC4.2; km3.1	TC4.3; km4.56	TC4.4; km5.81	TC4.5; km7.49		
Gelida	119,60	10,60	14,20	20,60	29,00	45,20		
	TOTAL	TC5.1; km1.2	TC5.2; km2.4	TC5.3; km3.87	TC5.4; km5.15	TC5.5; km7.1		
Martorell	460,37	107,64	101,64	98,70	89,26	63,13		
	TOTAL	TC6.1; km1.7	TC6.2; km2.4	TC6.3; km5.23	TC6.4; km7.4	TC6.5; km10.18		
Terrassa	191,18	15,70	94,07	39,38	33,77	8,26		
	TOTAL	TC7.1; km1.94	TC7.2; km3.84	TC7.3; km5.64	TC7.4; km7.26	TC7.5; km9.87	TC7.6; km10.66	
Parets	79,08	-17,93	-12,69	-5,34	-2,62	-26,36	-14,14	

TOTAL	3041,35
--------------	----------------





TARGA CATALUNYA 2013



CLASSIFICACIÓ FINAL INDIVIDUAL **Esperit de Montjuïc**

CLASSIFICAT	9	Pilot:	Jordi Rossell	Copilot:	Antonio Brianso
DORSAL	11				

TRAM	TOTAL	TC1.1; km1.3	TC1.2; km3.15	TC1.3; km6.04	TC1.4; km7.36	TC1.5; km8.81	TC1.6; km9.94	TC1.7; km10.93
Garraf	2100,00	300,00	300,00	300,00	300,00	300,00	300,00	300,00
	TOTAL	TC2.1; km1.67						
Terramar	5,76	-5,76						
	TOTAL	TC3.1; km1.6	TC3.2; km3.06	TC3.3; km4.46				
Canyelles	95,04	29,05	37,93	-28,06				
	TOTAL	TC4.1; km1.52	TC4.2; km3.1	TC4.3; km4.56	TC4.4; km5.81	TC4.5; km7.49		
Gelida	121,40	0,80	-27,60	8,60	34,40	50,00		
	TOTAL	TC5.1; km1.2	TC5.2; km2.4	TC5.3; km3.87	TC5.4; km5.15	TC5.5; km7.1		
Martorell	659,08	108,64	100,44	150,00	150,00	150,00		
	TOTAL	TC6.1; km1.7	TC6.2; km2.4	TC6.3; km5.23	TC6.4; km7.4	TC6.5; km10.18		
Terrassa	175,38	14,50	86,67	25,18	23,77	25,26		
	TOTAL	TC7.1; km1.94	TC7.2; km3.84	TC7.3; km5.64	TC7.4; km7.26	TC7.5; km9.87	TC7.6; km10.66	
Parets	115,32	30,67	24,71	25,06	25,78	-5,56	-3,54	

TOTAL	3271,98
--------------	----------------





TARGA CATALUNYA 2013



CLASSIFICACIÓ FINAL INDIVIDUAL **Esperit de Montjuïc**

CLASSIFICAT **10**
DORSAL **4**

Pilot: Luis Irazusta

Copilot: Ramon Martí

TRAM	TOTAL	TC1.1; km1.3	TC1.2; km3.15	TC1.3; km6.04	TC1.4; km7.36	TC1.5; km8.81	TC1.6; km9.94	TC1.7; km10.93
Garraf	2100,00	300,00	300,00	300,00	300,00	300,00	300,00	300,00
	TOTAL	TC2.1; km1.67						
Terramar	14,84	14,84						
	TOTAL	TC3.1; km1.6	TC3.2; km3.06	TC3.3; km4.46				
Canyelles	71,08	-0,55	-1,67	-68,86				
	TOTAL	TC4.1; km1.52	TC4.2; km3.1	TC4.3; km4.56	TC4.4; km5.81	TC4.5; km7.49		
Gelida	22,40	-3,40	-3,00	-3,80	0,00	-12,20		
	TOTAL	TC5.1; km1.2	TC5.2; km2.4	TC5.3; km3.87	TC5.4; km5.15	TC5.5; km7.1		
Martorell	653,37	118,24	150,00	150,00	150,00	85,13		
	TOTAL	TC6.1; km1.7	TC6.2; km2.4	TC6.3; km5.23	TC6.4; km7.4	TC6.5; km10.18		
Terrassa	177,98	56,50	86,47	4,98	12,37	17,66		
	TOTAL	TC7.1; km1.94	TC7.2; km3.84	TC7.3; km5.64	TC7.4; km7.26	TC7.5; km9.87	TC7.6; km10.66	
Parets	1800,00	300,00	300,00	300,00	300,00	300	300	

TOTAL 4839,67





TARGA CATALUNYA 2013



CLASSIFICACIÓ FINAL INDIVIDUAL **Esperit de Montjuïc**

CLASSIFICAT	11	Pilot:	Walter Garlatti	Copilot:	TBA
DORSAL	3				

TRAM	TOTAL	TC1.1; km1.3	TC1.2; km3.15	TC1.3; km6.04	TC1.4; km7.36	TC1.5; km8.81	TC1.6; km9.94	TC1.7; km10.93
Garraf	167,70	1,00	-46,50	-47,60	-58,40	-2,90	-4,60	-6,70

	TOTAL	TC2.1; km1.67
Terramar	53,84	53,84

	TOTAL	TC3.1; km1.6	TC3.2; km3.06	TC3.3; km4.46
Canyelles	160,24	82,45	51,13	-26,66

	TOTAL	TC4.1; km1.52	TC4.2; km3.1	TC4.3; km4.56	TC4.4; km5.81	TC4.5; km7.49
Gelida	1500,00	300,00	300,00	300,00	300,00	300,00

	TOTAL	TC5.1; km1.2	TC5.2; km2.4	TC5.3; km3.87	TC5.4; km5.15	TC5.5; km7.1
Martorell	1500,00	300,00	300,00	300,00	300,00	300,00

	TOTAL	TC6.1; km1.7	TC6.2; km2.4	TC6.3; km5.23	TC6.4; km7.4	TC6.5; km10.18
Terrassa	312,45	92,10	150,00	18,78	-15,63	-35,94


	TOTAL	TC7.1; km1.94	TC7.2; km3.84	TC7.3; km5.64	TC7.4; km7.26	TC7.5; km9.87	TC7.6; km10.66
Parets	1800,00	300,00	300,00	300,00	300,00	300	300

TOTAL	5494,23
--------------	----------------





TARGA CATALUNYA 2013



CLASSIFICACIÓ FINAL INDIVIDUAL **Esperit de Montjuïc**

CLASSIFICAT **12**
DORSAL **15**

Pilot: Albert Vilanova Copilot: TBA


TRAM	TOTAL	TC1.1; km1.3	TC1.2; km3.15	TC1.3; km6.04	TC1.4; km7.36	TC1.5; km8.81	TC1.6; km9.94	TC1.7; km10.93
Garraf	241,50	57,60	11,90	10,60	-0,40	54,50	54,20	52,30
	TOTAL	TC2.1; km1.67						
Terramar	91,04	91,04						
	TOTAL	TC3.1; km1.6	TC3.2; km3.06	TC3.3; km4.46				
Canyelles	153,44	76,45	47,73	-29,26				
	TOTAL	TC4.1; km1.52	TC4.2; km3.1	TC4.3; km4.56	TC4.4; km5.81	TC4.5; km7.49		
Gelida	1500,00	300,00	300,00	300,00	300,00	300,00		
	TOTAL	TC5.1; km1.2	TC5.2; km2.4	TC5.3; km3.87	TC5.4; km5.15	TC5.5; km7.1		
Martorell	1500,00	300,00	300,00	300,00	300,00	300,00		
	TOTAL	TC6.1; km1.7	TC6.2; km2.4	TC6.3; km5.23	TC6.4; km7.4	TC6.5; km10.18		
Terrassa	312,25	90,90	150,00	17,18	-16,83	-37,34		
	TOTAL	TC7.1; km1.94	TC7.2; km3.84	TC7.3; km5.64	TC7.4; km7.26	TC7.5; km9.87	TC7.6; km10.66	
Parets	1800,00	300,00	300,00	300,00	300,00	300	300	

TOTAL 5598,23





TARGA CATALUNYA 2013



CLASSIFICACIÓ FINAL INDIVIDUAL **Esperit de Montjuïc**

CLASSIFICAT	13	Pilot:	Joan Andres Berenguer	Copilot:	TBA
DORSAL	1				

TRAM	TOTAL	TC1.1; km1.3	TC1.2; km3.15	TC1.3; km6.04	TC1.4; km7.36	TC1.5; km8.81	TC1.6; km9.94	TC1.7; km10.93
Garraf	666,90	-42,00	-71,50	-94,60	-112,60	-110,10	-116,80	-119,30
	TOTAL	TC2.1; km1.67						
Terramar	53,84	53,84						
	TOTAL	TC3.1; km1.6	TC3.2; km3.06	TC3.3; km4.46				
Canyelles	198,68	-21,95	-50,07	-126,66				
	TOTAL	TC4.1; km1.52	TC4.2; km3.1	TC4.3; km4.56	TC4.4; km5.81	TC4.5; km7.49		
Gelida	1500,00	300,00	300,00	300,00	300,00	300,00		
	TOTAL	TC5.1; km1.2	TC5.2; km2.4	TC5.3; km3.87	TC5.4; km5.15	TC5.5; km7.1		
Martorell	807,20	300,00	54,84	74,50	77,86	300,00		
	TOTAL	TC6.1; km1.7	TC6.2; km2.4	TC6.3; km5.23	TC6.4; km7.4	TC6.5; km10.18		
Terrassa	1500,00	300,00	300,00	300,00	300,00	300,00		
	TOTAL	TC7.1; km1.94	TC7.2; km3.84	TC7.3; km5.64	TC7.4; km7.26	TC7.5; km9.87	TC7.6; km10.66	
Parets	1800,00	300,00	300,00	300,00	300,00	300	300	

TOTAL	6526,62
--------------	----------------





TARGA CATALUNYA 2013



CLASSIFICACIÓ FINAL INDIVIDUAL **Esperit de Montjuïc**

CLASSIFICAT **14**
DORSAL **2**

Pilot: Alexandre Bailen

Copilot: Marcelo Valles


TRAM	TOTAL	TC1.1; km1.3	TC1.2; km3.15	TC1.3; km6.04	TC1.4; km7.36	TC1.5; km8.81	TC1.6; km9.94	TC1.7; km10.93
Garraf	2100,00	300,00	300,00	300,00	300,00	300,00	300,00	300,00
	TOTAL	TC2.1; km1.67						
Terramar	1,56	-1,56						
	TOTAL	TC3.1; km1.6	TC3.2; km3.06	TC3.3; km4.46				
Canyelles	228,48	-27,75	-60,87	-139,86				
	TOTAL	TC4.1; km1.52	TC4.2; km3.1	TC4.3; km4.56	TC4.4; km5.81	TC4.5; km7.49		
Gelida	1500,00	300,00	300,00	300,00	300,00	300,00		
	TOTAL	TC5.1; km1.2	TC5.2; km2.4	TC5.3; km3.87	TC5.4; km5.15	TC5.5; km7.1		
Martorell	639,32	300,00	-3,36	16,50	19,46	300,00		
	TOTAL	TC6.1; km1.7	TC6.2; km2.4	TC6.3; km5.23	TC6.4; km7.4	TC6.5; km10.18		
Terrassa	1500,00	300,00	300,00	300,00	300,00	300,00		
	TOTAL	TC7.1; km1.94	TC7.2; km3.84	TC7.3; km5.64	TC7.4; km7.26	TC7.5; km9.87	TC7.6; km10.66	
Parets	1800,00	300,00	300,00	300,00	300,00	300	300	

TOTAL 7769,36





TARGA CATALUNYA 2013



CLASSIFICACIÓ FINAL INDIVIDUAL **Esperit de Montjuïc**

CLASSIFICAT **15**
DORSAL **8**

Pilot: Joan Miquel Rodriguez Copilot: Montse Santos

TRAM	TOTAL	TC1.1; km1.3	TC1.2; km3.15	TC1.3; km6.04	TC1.4; km7.36	TC1.5; km8.81	TC1.6; km9.94	TC1.7; km10.93
Garraf	371,70	-38,00	-67,50	-51,60	-58,40	-50,70	-53,20	-52,30
	TOTAL	TC2.1; km1.67						
Terramar	21,44	21,44						
	TOTAL	TC3.1; km1.6	TC3.2; km3.06	TC3.3; km4.46				
Canyelles	228,08	-25,75	-61,07	-141,26				
	TOTAL	TC4.1; km1.52	TC4.2; km3.1	TC4.3; km4.56	TC4.4; km5.81	TC4.5; km7.49		
Gelida	ret	ret	ret	ret	ret	ret		
	TOTAL	TC5.1; km1.2	TC5.2; km2.4	TC5.3; km3.87	TC5.4; km5.15	TC5.5; km7.1		
Martorell	ret	ret	ret	ret	ret	ret		
	TOTAL	TC6.1; km1.7	TC6.2; km2.4	TC6.3; km5.23	TC6.4; km7.4	TC6.5; km10.18		
Terrassa	ret	ret	ret	ret	ret	ret		
	TOTAL	TC7.1; km1.94	TC7.2; km3.84	TC7.3; km5.64	TC7.4; km7.26	TC7.5; km9.87	TC7.6; km10.66	
Parets	ret	ret	ret	ret	ret	ret	ret	

TOTAL 10000,00



